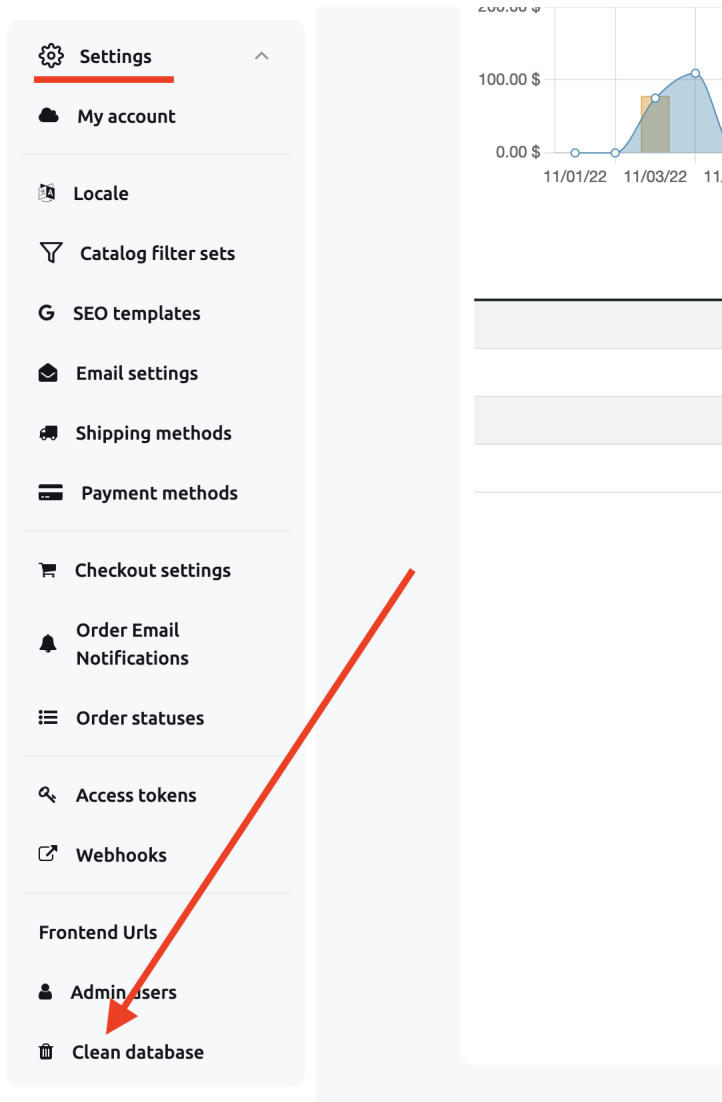


Settings

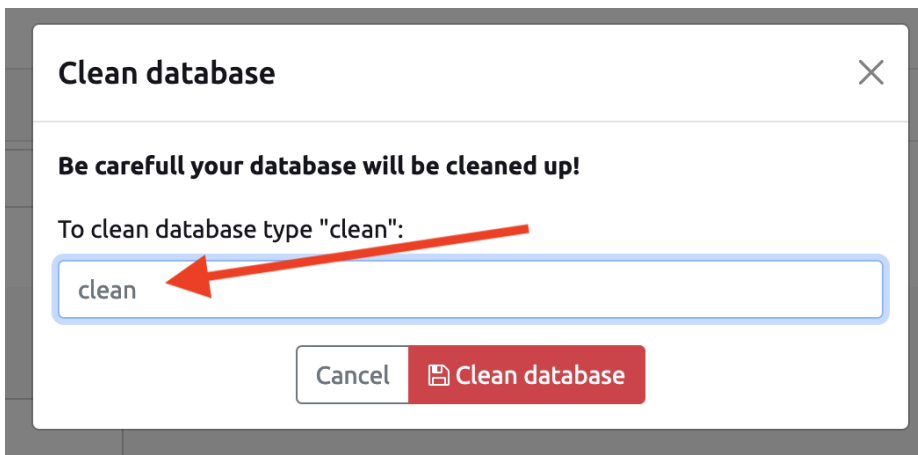
- [How to clean up the database?](#)
- [Order Email Notifications \(for customers\)](#)

How to clean up the database?

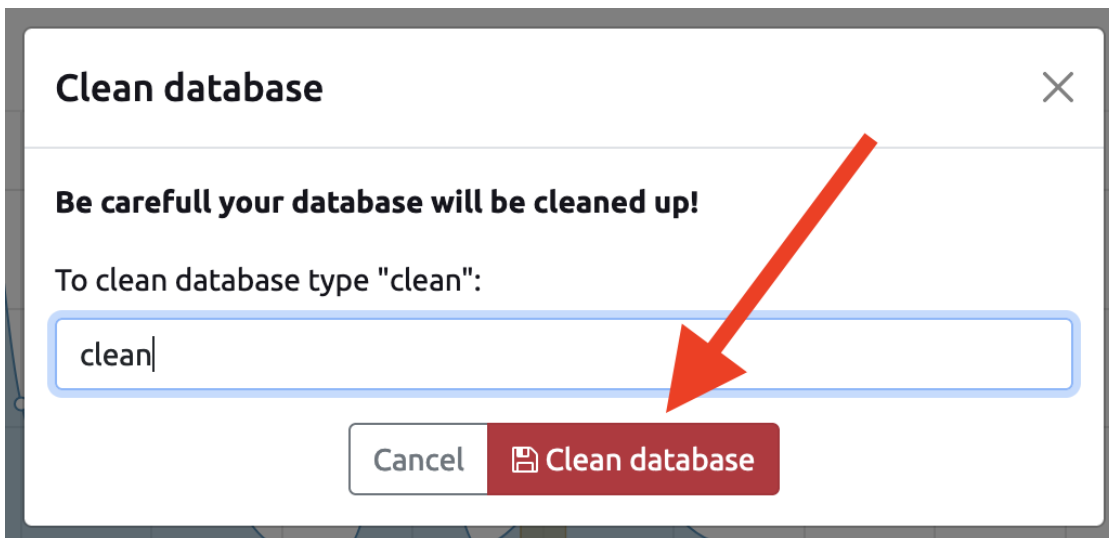
Before you begin the real usage you will probably want to remove all the demo data. To clean the database go to the Settings menu, then Clean database:



In the modal window, you need to type "clean". Warning! All data will be removed: products, categories, orders, users, etc - all the data.



Then click "Clean database":



Order Email Notifications (for customers)

On an order creation or status change an email notification might be sent. By default, there is a notification for the new order, which sends out to a customer if emails is specified:

BOUNDLESS commerce Upgrade your plan Create a new order

Home Orders Catalog Inventory Customers Discounts Product Feeds Settings My account Locale Catalog filter sets SEO templates Email settings Shipping methods Payment methods Tax settings Checkout settings **Order Email Notifications**

Order Email Notifications

+ Create notification

Notify customer when:

Conditions	Email Notification
Order created	<p>Subject</p> <p>Thank you for your order!</p> <p>Body</p> <pre><div> <h1 class="text-center">Thank you for your order!</h1> <p>Your order id is #{{{ORDER_ID}}}.</p> <p class="text-center"> View order </p> {{{ITEMS_LIST}}} </div></pre>

Save

How to customise Email notifications?

When a template is rendered there are available variables:

```

{
  "ORDER_URL": "http://localhost:3000/thank-you/46ce25ce-37e1-4081-a737-420cb7dfe61b",
  "ORDER_ID": 29,
  "ORDER_PUBLIC_ID": "46ce25ce-37e1-4081-a737-420cb7dfe61b",
  "ORDER_SUM": "45.00 $",
  "TRACK_NUM": "",
  "CUSTOMER_FULLNAME": "John Snow",
  "CUSTOMER_FIRSTNAME": "John",
  "CUSTOMER_COMMENT": "Some comment from John",
  "ITEMS_LIST": "<div id=\"order-notification\"><div class=\"view-order-widget\" id=\"s-0\"><table
class=\"table table-bordered table-hover table-striped\"><thead><tr><th class=\"item\"></th><th
class=\"price\">Price</th><th class=\"qty\">Qty</th><th
class=\"total\">Total</th></tr></thead><tbody><tr data-item='3650'><td class=\"item\"><a
href=\"http://localhost:3000/product/chekhol-akkumulyator-odoyo-power-shell-dlya-iphone-6-6s\"
target=\"_blank\" class=\"img\"><img src=\"https://dev-media.boundless-commerce.com/thumb/kirill-office-
mac/i1/images/a1/ae/ace20b14fe947ff13822f97a82ac.jpeg?mode=scale&max-size=100\"></a><div
class=\"desc\"><p><a href=\"http://localhost:3000/product/chekhol-akkumulyator-odoyo-power-shell-dlya-
iphone-6-6s\" target=\"_blank\">Battery Case Odoyo Power+Shell for iPhone 6/6S </a></p></div></td><td
class=\"price\">45.00 $</td><td class=\"qty\">1</td><td class=\"total\">45.00
$</td></tr></tbody><tfoot><tr class=\"items-total info\"><th colspan=\"2\" class=\"title\">Items
total:</th><th class=\"qty text-center\">1</th><th class=\"total\">45.00 $</th></tr><tr class=\"order-total
info\"><th colspan=\"2\" class=\"title\">Total:</th><th class=\"qty text-center\">1</th><th
class=\"total\">45.00 $</th></tr></tfoot></table><p class=\"client-comment\">Some comment from
Ivan</p></div></div>",
  "ITEMS": [
    {
      "reserve_item_id": 553,
      "reserve_id": 122,
      "stock_id": null,
      "qty": 1,
      "created_at": "2023-11-05T11:09:35.587Z",
      "completed_at": null,
      "item_price_id": 597,
      "price_id": 7,
      "basic_price": "45.00",
      "final_price": "45.00",
      "discount_amount": null,
      "discount_percent": null,
      "item_id": 3650,
      "type": "product",

```

```
"track_inventory": true,
"available_qty": 20,
"reserved_qty": 0,
"product_id": 180,
"variant_id": null,
"custom_item_id": null,
"status": "published",
"deleted_at": null,
"lang_id": 1,
"product": {
  "product_id": 180,
  "sku": "2667209",
  "has_variants": false,
  "title": "Battery Case Odoyo Power+Shell for iPhone 6/6S ",
  "url_key": "chekhol-akkumulyator-odoyo-power-shell-dlya-iphone-6-6s",
  "default_category_id": 105,
  "manufacturer_id": 33,
  "tax_status": "taxable",
  "tax_class_id": null,
  "url": "http://localhost:3000/product/chekhol-akkumulyator-odoyo-power-shell-dlya-iphone-6-6s"
},
"variant": {
  "variant_id": null,
  "sku": null,
  "title": null,
  "cases": null,
  "size": null
},
"custom_item": {
  "custom_item_id": null,
  "title": null,
  "price": null
},
"commodity_group": {
  "group_id": 61,
  "type": "material",
  "not_track_inventory": false,
  "vat": "noVat",
  "physical_products": true,
  "title": "Default Product type"
```

```
    },
    "image": {
      "path": "images/a1/ae/ace20b14fe947ff13822f97a82ac.jpeg",
      "width": 725,
      "height": 725,
      "src": "https://dev-media.boundless-commerce.com/thumb/kirill-office-
mac/i1/images/a1/ae/ace20b14fe947ff13822f97a82ac.jpeg?mode=scale&max-size=100"
    },
    "prices": [
      {
        "point_id": 1,
        "price_id": 7,
        "alias": "selling_price",
        "currency_id": 4,
        "currency_alias": "usd",
        "value": 45,
        "min": null,
        "max": null,
        "is_auto_generated": true,
        "old": null,
        "old_min": null,
        "old_max": null
      },
      {
        "point_id": 1,
        "price_id": 8,
        "alias": "purchase_price",
        "currency_id": 4,
        "currency_alias": "usd",
        "value": 20,
        "min": null,
        "max": null,
        "is_auto_generated": true,
        "old": null,
        "old_min": null,
        "old_max": null
      }
    ],
    "labels": [],
    "total_price": "45.00",
```

```
        "total_price_formatted": "45.00 $",
        "final_price_formatted": "45.00 $"
    }
],
"SITE_URL": "http://localhost:3000"
}
```

Templates are using Mustache syntax.

There is an example for custom Email notification:

```
<p>
☐Dear {{CUSTOMER_FULLNAME}},<br/>
☐Thank you so much for your order!
</p>
<p>You have selected the following items:</p>
<ul>
☐{{#ITEMS}}
☐<li>
☐<div>{{product.sku}} - {{product.title}}</div>
☐<div>
☐☐<strong>{{qty}} qty</strong>
☐</div>
☐<div>
☐☐<strong>Price: {{final_price_formatted}}</strong>
☐</div>
☐<div>
☐☐<strong>Total: {{total_price_formatted}}</strong>
☐</div>
☐</li>
☐{{/ITEMS}}
</ul>
<p>
☐Thank you,<br/>
☐Your Support Team
</p>
```